



眼藥膏使用方法

Instructions For Using Eye Ointment

1



用肥皂／視液徹底洗淨雙手。

Wash your hands with soap thoroughly.

2



核對藥名及有效期。

Verify medication name and expiry date.

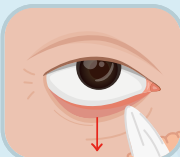
3



打開眼藥膏瓶蓋，注意不要接觸滴咀及檢查滴咀有否受損。

Remove the cap without touching the dropper tip and check the dropper tip to make sure that it is not chipped or cracked.

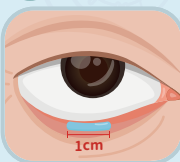
4



將頭仰後，眼向上望，輕輕地把下眼皮拉開成一袋形。

Tilt your head backwards and look upwards. Gently pull down the lower eyelid to form a pocket.

5



擠出約一厘米長的眼藥膏於下眼皮內。切勿讓眼藥膏管口接觸到眼睛、睫毛或眼皮，以免弄傷眼睛或染污管口。

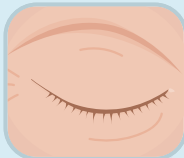
Squeeze about 1cm of ointment into the pocket. Avoid touching the tip of the tube to your eye, eyelashes or eyelid to avoid eye injury and contamination of the tip.



眼藥膏使用方法

Instructions For Using Eye Ointment

6



閉上眼睛片刻，然後眨眼幾次，使眼藥膏均勻分佈在眼內。用乾淨的紙巾拭去眼部周圍多餘的眼藥膏。

Close your eyes for a moment, then blink a few times to make the ointment spread evenly onto the eye. Wipe away any excess ointment around the eye with a clean tissue.

7



不要沖洗或抹乾藥膏管口。用藥後立即把眼藥膏蓋好。

Do not wash or wipe the tip of the eye ointment. Place the cap back to the tube and tighten it right away.



注意事項

Precautions

- 如配戴隱形眼鏡，須在使用眼藥膏前將其取下。於整個療程期間不應配戴隱形眼鏡。
If you are wearing contact lenses, remove them before using the ointment. Contact lenses should not be worn throughout the course of treatment.
- 如需於同一眼睛使用兩種不同的眼藥水或眼藥膏，兩者之間應相隔數分鐘。
If you are using two different eye drops or eye ointments for the same eye, apply them a few minutes apart.
- 切勿使用已變色、變壞或過期的眼藥膏。
Never use discoloured, deteriorated or expired ointment.

謹記以上提供的說明僅為一般指導，實際的眼疾護理程序應根據醫生的建議和特定手術的要求進行。如有疑問或需要進一步的指導，請向醫生查詢。

Please note that the instructions provided above are for general guidance only, and the actual eye care procedure should be carried out according to the doctor's advice and the requirements of the specific procedure. If in doubt or need further guidance, please consult your doctor.